


The South African War




Footprints
on Our Land

A South African History File Folder Project

© 2009, Footprints On Our Land

www.south-african-homeschool-curriculum.com



Copyright © 2009 Shirley Erwee & Wendy Young, Footprints On Our Land

Cover design, photos and illustrations Copyright © 2009 by Shirley Erwee and Wendy Young. All rights reserved.

Clipart and selected photos from Microsoft Office Online:
<http://office.microsoft.com>,

Other images: public domain

Published by: Footprints On Our Land, P0 Box 400, Hermanus, 7200

Email: footprints@south-african-homeschool-curriculum.com

Website: www.south-african-homeschool-curriculum.com

No part of this publication may be reproduced, stored in a retrieval system or transmitted in any form or by any means, electronic, mechanical, photocopying, recording or otherwise, without the prior written permission of the copyright owners.

Permission is granted for the purchaser to make **one copy** of the text per student for his or her **own family or classroom**. Reproducible templates may be reprinted as many times as needed.

COPYRIGHT

It is not until you spend time creating a product like this, that you will appreciate the value of someone else's work and the sacrifice it entails.

It is very easy to copy or share useful information and save yourself from purchasing the ebook, but this amounts to using someone's work, without paying them for it.

Technically, it is theft.

Transmitting, copying or lending this project pack to others is also an infringement of copyright.

Please respect the copyright or contact the copyright owners, Shirley Erwee and Wendy Young, regarding any copyright requests that you may have at footprints@south-african-homeschool-curriculum.com.

Your integrity will be appreciated.

NOTE TO THE PURCHASER

This product is intended to provide competent and reliable information regarding the subject matter covered. However, it is sold with the understanding that the authors and publishers are not engaged in rendering legal, professional or educational services. If legal, educational or other expert assistance or advice regarding the implications of using this material is required, the services of practicing professionals should be sought.

The information, ideas and suggestions contained herein have been developed from sources, publications and research that are believed to be reliable, but cannot be guaranteed insofar as they apply to any particular classroom or home education setting.

The authors and publishers specifically disclaim any liability, loss or risk, personal or otherwise, incurred directly or indirectly from the use or application of any of the suggestions or contents of this product.

Table of Contents

	Page
1. Introduction	5
The benefits of using a project pack	6
You will need	6
Adapting a project	6
The benefits of a file folder project	7
Other resources	7
Sample picture	7
2. The South African War	9
The First Anglo-Boer War (1880-1881)	9
The Jameson Raid	11
The Causes of the Second Anglo-Boer War	11
Overview of the Second Anglo-Boer War	12
Phase 1 – The Sieges	13
The siege of Ladysmith	13
The siege of Kimberley	14
The siege of Mafeking	15
Phase 2 – The Relief	17
Map of the South African War	17
Black Week	18
Phase 3 – Guerrilla Warfare and the Scorched Earth Policy	19
Concentration Camps	20
Emily Hobhouse	21
The Peace of Vereeniging	21
The Union of South Africa	22
3. Bibliography	22
4. South African History Projects	23
5. Instructions	24
Make your file folder	24
Make your mini-books	25
6. Optional Language Arts Activities	43

Introduction

As homeschooling mothers/teachers, we have discovered that our children take great pleasure in creating something about what they are learning. We do a lot of literature-based learning in our homes, so for them it is special to have something tangible to show for their efforts.

We enjoy using a combination of 'living books' and appropriate reference books when learning about any topic. By reading carefully selected fiction, our children pick up a lot of general knowledge on any given personality, event or era and we enjoy presenting that knowledge in various ways.

We mainly use narrations and notebooking pages to record our work, but to break the monotony we have created various other projects – posters, theme books and these project packs consisting of a collection of mini-booklets.

For free printable notebooking pages on South African themes, visit the Footprints On Our Land site at www.south-african-homeschool-curriculum.com.

Traditionally, school children create theme books about the various people groups of southern Africa, but we realized that for younger children, even with help and supervision, this can be quite an overwhelming task.

However, a mini-book project enables children to work with small bits of information at a time and this is not as overwhelming as having to write a project from scratch.

This project pack is aimed at children aged 7-11 and can be adapted for multiple age levels, commonly found in the homeschooling situation.

Adapting a project

If the suggested activities are too difficult for your student, here are some ways to adapt them:

1. Let your child dictate the written answers to you.
2. Write words that your child can copy.
3. Allow your child to draw her narration.
4. Shorten the questions or requirements to suit your child.

Likewise, for **more advanced** students, you can adapt a project as follows:

1. Help them to research the topic further using the internet, library or other resources that you may have.
2. Let them write longer narrations. You could add a pocket or an extra flap to the folder and store additional work there.



File folder with pocket

Be creative

Use this file folder as the basic starting point of your project.

- If you study a topic in depth, you could add photos of crafts or hands on projects that your students did, outings and field trips relating to the topic, photos of relevant places of interest or historical objects.
- Add brochures or souvenirs you may have from places you visited.
- Add book reviews of relevant books, fiction or reference that you have read about the topic.
- Add any drawings your student may have done.
- Decorate your file folder with glitter, gel pens, stickers, ribbons, embellishments, just about anything!
- If you find out that there is something extra that you wish to add to the file, then do it! Add another flap. Flaps can be hinged to the top edge or the bottom edge. Be creative here also!
- Feel free to re-arrange the booklets if necessary.

The benefits of using a file folder project pack

- A file folder project will enable your children to work on and review key information about the topic being studied.
- It will develop auditory and comprehension skills as well as the ability to search, sift and find answers in a written text.
- The hands-on activities are fun and develop fine motor skills.
- Children love to learn by doing!
- The creative possibilities are endless. Children can be creative and add their unique touch to their projects.
- File folder projects are ideal for multi-level learning.
- Project packs can be incorporated into unit studies, supplement topics of study or stand alone.
- A project gives the children a reason for writing and drawing.
- File folder projects are compact, easy to store and retrieve again later.
- A file folder project can become part of a child's portfolio of work and are a great tool for reviewing completed work.

You will need

1. Two folders per student
2. Safety scissors
3. Printing paper and coloured card
4. Glue
5. Stapler
6. Sticky tape (preferably wide parcel tape)
7. Pencils
8. Brads

Places to visit

- Battle of Magersfontein, Kimberley
- Other battle sites
- Kruger House Museum, Pretoria
- Melrose House, Pretoria – schools programme: *Special Anglo Boer War Tour*

<http://www.melrosehouse.co.za/events/schools.htm>

Other resources

- Iris Vaughn, *The Diary of Iris Vaughn* – includes a chapter about the Boer War
- Hesma Nel, *The Riders of Round Hill / Die Ruiters van Rondekop*
- Alan Jermieson, *Rebecca's Horse*

Sample picture of the layout of the file folder project.



A layout plan is provided on page 24.

The South African War

In 1867 diamonds were discovered at Kimberley in the area of South Africa known then as Griqualand West. A dispute followed between the Griqua, Tswana and British over who owned the diamond fields and in 1871 the British annexed this area.

Then, in 1872, gold was discovered in the Lydenburg district and a gold rush followed. In 1877 the British annexed the Boer republic in the Transvaal, but in December 1880 the Boers united and declared their country independent.

Did you know?

The British referred to this war as the Boer war, as from their perspective, the Boers were the enemy. The Boers called it the *Vryheidsoorlog* (War of Freedom).

It was later called the Anglo-Boer War but since there were not only Brits and Boers involved but also people from other population groups, it is now referred to as the South African War.

The First Anglo-Boer War (1880 -1881)

On 20 December they attacked and defeated British troops at Bronkhorstspuit. They also defeated British forces at Laing's Nek and at Schuinshoogte.



The Battle of Majuba

On 27 February 1881 the British troops, under the command of Major-General Sir George Colley, gathered on Majuba Hill (now called Amajuba Mountain) as they planned to drive the Boers from Laing's Nek below.

However, in their red coats, the Boers saw them and were able to take them by surprise.

The British suffered such great losses that they surrendered and on 20 March 1881 a treaty was signed to end the war and the Transvaal was handed back to the Boers.

In 1882 Paul Kruger was elected president of the Boer republic.

In 1886, an even richer deposit of gold was discovered on the Witwatersrand and prospectors flooded the area in an even greater gold rush than the earlier one. Most of them were British and by 1890 these 'uitlanders' as the foreigners were called, made up about 70% of the white population of the Transvaal.

Paul Kruger refused to give them the right to vote in the Boer republic, fearing that this might lead to Britain once again taking over.



Paul Kruger



This famous cartoon of Cecil Rhodes was published in a British magazine, *Punch*, on 10 December 1892, after Rhodes announced plans for a telegraph line from Cape Town to Cairo.

At this time, Cecil Rhodes had made his fortune on the diamond fields and had come to power as the prime minister of the Cape Colony in 1890.

He had a dream of extending the British Empire through Africa from Cape to Cairo, and the Boer republics stood in his way.

Rhodes insisted that the British be extended the right to vote but Kruger refused.

Rhodes then decided that the uitlanders should rebel against Boer rule.


The Jameson Raid

Rhodes then sent 500 mounted men under the leadership of Lieutenant Leander Starr Jameson to invade the Transvaal. The plan was that the uitlanders would rise up in rebellion and overthrow Kruger's government.

The raid took place on 29 December 1895, but failed as the uitlanders did not rebel as planned. After this, Rhodes was forced to resign from all his public offices and business positions as well.

After the Jameson Raid, there was increasing bitterness between the Boers and the British throughout the Cape Colony and the Boer republics.

The Causes of the Second Anglo-Boer War



Boer guerrillas during the Second Anglo-Boer War

The uitlanders continued pressing for their rights and knowing that this would lead to British control of the gold fields and the Boer republic, Kruger continued to refuse.

In September 1899, the British Colonial Secretary, Joseph Chamberlain sent an ultimatum to the Boers, demanding full equality for the uitlanders living in the Transvaal.

President Kruger, seeing no other option than war, issued his own ultimatum, giving the British 48 hours to withdraw all their troops from the border of the Transvaal.

The British ignored his demands and so on 11 October 1899 the Boers declared war. They blew up an armoured train and besieged Mafeking (now called Mafikeng).

The British considered their army far superior to the apparently untrained Boer troops and expected the war to be over before Christmas, but they were unpleasantly surprised. Each Boer brought his own horse and gun to join the Boer Commandos and with their veld skills they became a formidable force against the British.

Overview of the Second Anglo-Boer War

The second Anglo-Boer war had three distinct phases.

1. **The sieges:** Boer forces besieged British garrisons at Ladysmith, Mafeking and Kimberley in November of 1899. The Boers then won a series of battles at Colenso, Magersfontein and Spionkop against British troops when they tried to relieve the three sieges.
2. **The relief:** With the arrival of great number of British troops under the command of Lord Roberts, another British offensive was launched. This time the Brits succeeded in relieving the sieges. They then proceeded to invade the the Transvaal and the republic's capital, Pretoria, was captured in June 1900. When Lord Roberts entered the streets of Pretoria, amid cheers from the crowds, he believed the war was over, but it wasn't!
3. **Guerrilla warfare:** From March 1900 the Boers attacked and raided targets such as columns of British troops, telegraph sites, railways and storage depots. Lord Kitchener who was then leading the British, responded by implementing his **scorched earth policy** whereby Boer farms were destroyed and burnt and the women and children rounded up into concentration camps.

Quotable Quote

"History can be tricky sometimes. Events are not always as clear-cut as we would hope they would be.

Different people witnessing the same event bring their own perceptions and biases to what is told of the event."*

*<http://www.historiainfinitus.com/?p=50>

Phase 1 -The Sieges

The siege of Ladysmith

Ladysmith is situated in northern Kwazulu-Natal. It still forms a busy junction on the main route between Durban and Gauteng and the Free State.

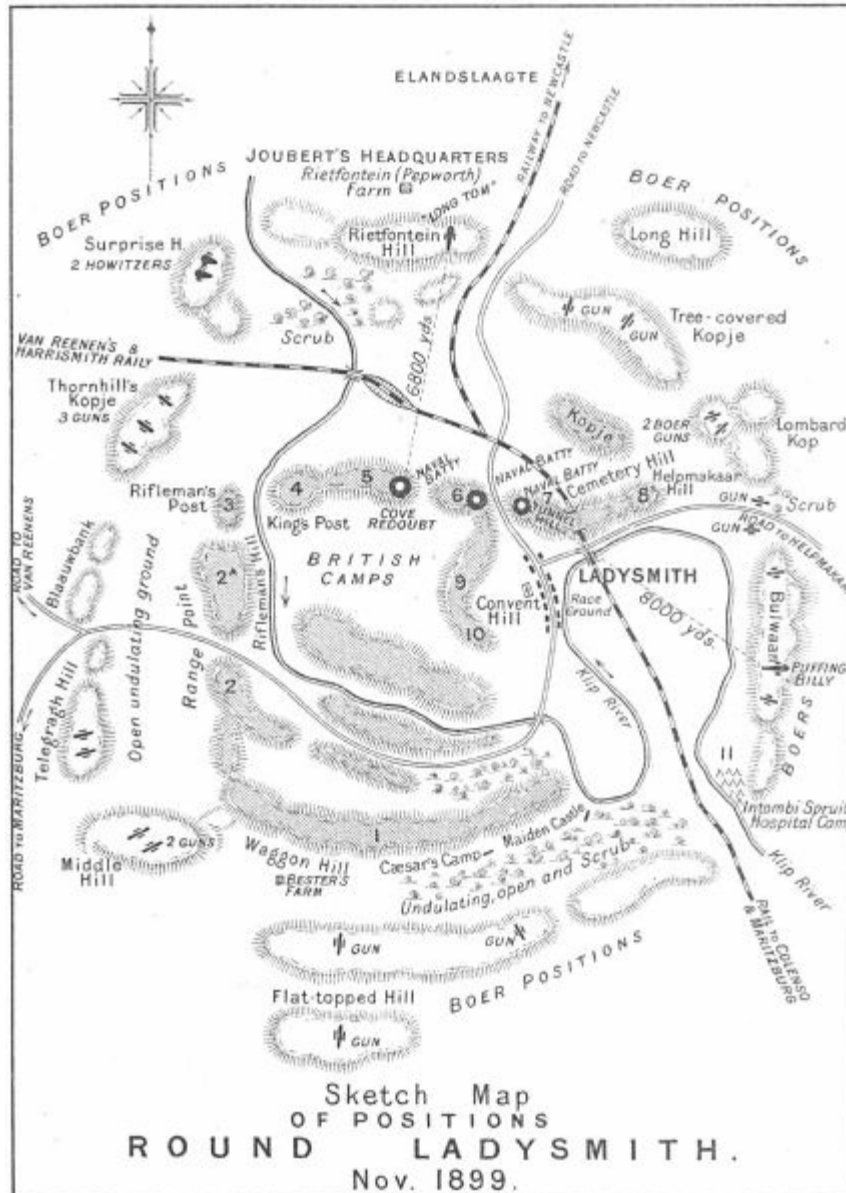
At the outbreak of the war, it was a British supply base and training centre. It was besieged by the Boers from 2 November 1899 until 28 February 1900 – a total of 118 days.

During the siege the town was frequently shelled by the Boers using a Creusot (nicknamed Long Tom) from the surrounding mountains. Buildings were damaged including the clock tower of the town hall.



Ladysmith town hall shelled by Boer guns during the siege.

Ladysmith was finally relieved when British reinforcements, under the command of Sir Redvers Buller, arrived.



The siege of Kimberley

Kimberley, the diamond capital, "was a ripe apple waiting to be plucked"¹ by the Boers. Realising this, the British fortified the town and Cecil Rhodes, whose fortune was in Kimberley refused to take the onslaught lightly and came from his Cape Town home to sit it out in Kimberley and 'protect' his company's interests – De Beers. About 50% of the black population was employed by De Beers and many other townsfolk also depended on mining for their livelihood.

¹ Vorster, C. *A Quick Introduction to the Anglo-Boer War 1899-1902*, p29

On 4 November 1899, the Boers crossed the Free State boundary, encircled the town, cut the telegraph and railway lines as well as the water supply. The town inhabitants had to get water from a spring on the property of the De Beers Company after this.

The Boers shelled the town constantly. To retaliate, an American mechanical engineer built a heavy gun known as Long Cecil which fired 28 pound shells.



Ration card

As the siege lengthened tension grew in the town.

Food supplies ran low and ration cards were issued as less and less food was available.

There was open discrimination and non-white people received the least food. Large numbers died of hunger-related causes.

The siege lasted a total of 124 days – until 15 February 1900.

Kimberley was finally liberated after a series of battles, now known as Black Week, where the Boers clashed with the British forces that were on their way to relieve the town. Battles were fought at Belmont, Graspan, Modder River and Magersfontein.

The siege of Mafeking (now Mafikeng)



Boer Long Tom

At the outbreak of the war, Colonel Robert Baden-Powell had been sent to Mafeking with his garrison of 1000 men, originally "to add to the psychological pressure"² on Kruger.


This 'decoy' succeeded in keeping about 8000 Boers occupied and away from Boer campaigns during

the war. Mafeking had no value to either side.

² Vorster, C. *A Quick Introduction to the Anglo-Boer War 1899-1902*

The inhabitants of Mafeking were well-prepared for the siege and did nothing to try to break through the Boer lines, even though the town was also under constant shelling by a Boer Long Tom, called Creaky.

Colonel Baden-Powell organized events such as cricket, horse racing, football matches, polo, dances and concerts to entertain the townsfolk and keep their morale high.



Col. Baden-Powell
aka "B-P"



During the siege Baden-Powell found it necessary to issue paper money. He therefore drew a design for one-pound banknotes and printed minor ones for two shillings and one shilling.

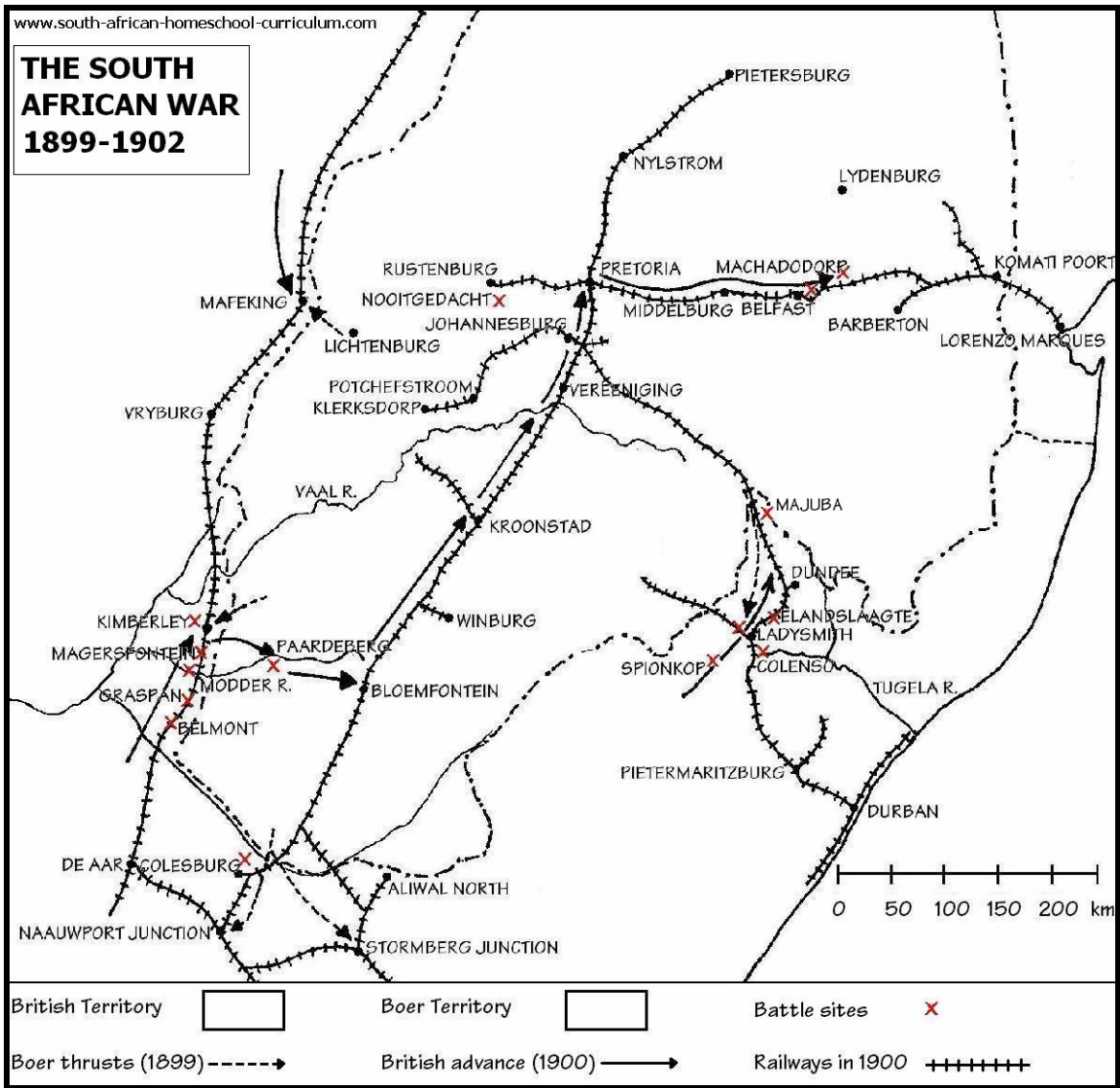
These could all be exchanged for cash if presented within six months of the end of the siege. But none of them were presented, since people kept them or sold them as interesting mementos.

He used young boys as messengers and trained them in survival skills necessary for their tasks. After the war, he launched the Boy Scout Movement which spread world-wide.

Food supplies in Mafeking also ran short and rations were issued. Horse meat was even eaten! Once again the black population suffered the most due to the discrimination against them.

Mafeking was relieved on 17 May 1900 and Baden-Powell was hailed as a hero.

NOTE: Refer to the map that follows constantly as you read about the relief phase of the war.



Phase 2 – The Relief

General Sir Redvers Buller, of Britain, arrived in Cape Town on the 31st October 1899 with a force of 47 000 troops to advance against the Boers and occupy the two Boer republics.

However, after receiving urgent telegraph messages about the sieges he altered his plans and split his forces.

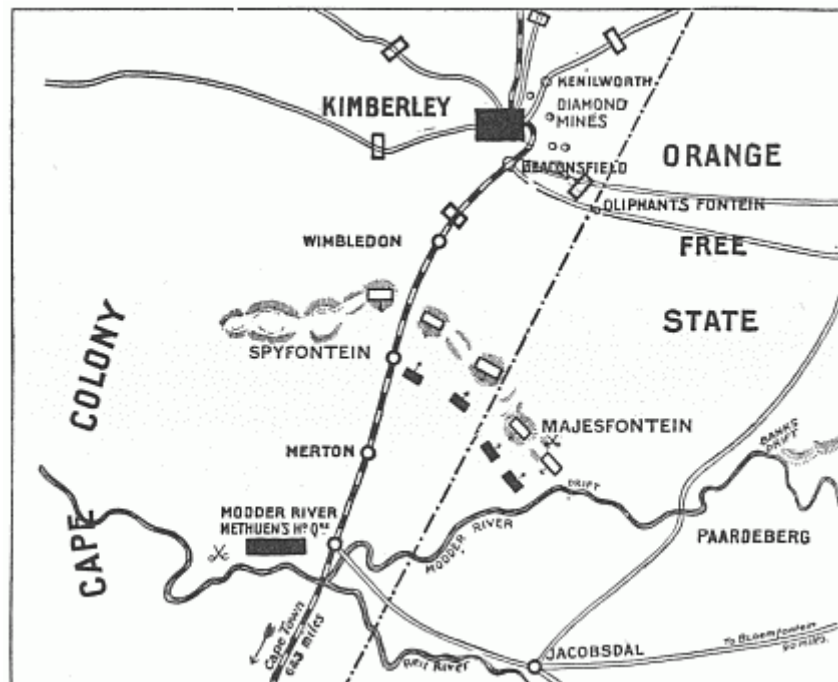
A third would go to Natal and the rest would defend the Cape, in case the Boers moved into the colony and caused the Boers living there to rise up in rebellion.

Lieutenant-General Lord Methuen was sent with his division and was expected to reach Kimberley within a week of crossing the Orange River.

However, this was not to be. At Belmont and at Graspan they clashed with the Boers, but were able to overcome them, in spite of heavy losses. The Boers were on the run, so they pressed on towards Kimberley.

Black Week

At the confluence of the Riet and Modder Rivers, the Boers, under General Koos de la Rey entrenched themselves in the river banks to await their enemy. Methuen and his troops walked straight into the ambush and were defeated after a 10 hour battle, suffering 460 casualties versus the Boers' 80.



The march to free Kimberley had to be postponed as the bridge across the river was destroyed and Methuen himself was badly injured. Two weeks later they started moving again.

At Magersfontein, instead of occupying the hills as the British expected, the Boers had dug trenches and again caught the British by

surprise. They opened fire with devastating consequences for the British.

In the same week, General Buller had been defeated at Colenso and the British had botched an attack on a Boer camp at Stormberg. This string of defeats became known as Black Week in Britain.

As a result, Lord Roberts was appointed to replace General Buller as General Officer Commanding in South Africa, General Lord Kitchener was appointed Chief of Staff and many more forces were shipped to South Africa.

Lieutenant-General French was sent to relieve Kimberley and did so on 15 February 1900.

On 27 February 1900, 4 000 Boers encamped at Paardeberg surrendered after two weeks of fighting against a British force of 40 000 men. On 13 March, Roberts arrived at Bloemfontein and then marched onwards to Johannesburg by 31 May 1900 and arrived at Pretoria on 5 June without a shot fired, as the Boers had withdrawn.

In the meantime, Ladysmith had been relieved on 28 February and Mafeking on 17 May 1900, so with Roberts' arrival in Pretoria, the British had occupied the Boer territories and it was assumed the war was over.

Phase 3 - Guerrilla Warfare and the Scorched Earth Policy

Three Boer leaders now dominated the war:

- General Louis Botha,
- General Christiaan de Wet
- General Koos de la Rey.

They had all participated since the outbreak of the war, but now they proved to be masters of a new form of armed conflict – guerrilla warfare.

'Hensoppers'

Boers who surrendered to the British were considered traitors to the cause and were known as 'hensoppers' or Hands-uppers as they held their hands above their heads in surrender.

The Boer tactics were to strike hard and fast, causing as much damage to the enemy as they could. They would then withdraw and vanish before enemy reinforcements could arrive. In order to accomplish this,

the Boer army had to be constantly on the move and so they had survive off the land and the loot they captured from the British.

They targeted wagon trains bringing ammunition and supplies, railway lines and stores. De La Rey excelled as a guerrilla fighter and was nick named The Lion of the Western Transvaal.

There were hundreds of incidences of clashes between the Boers and Brits in this phase of the war. Since conventional military operations against the Boers were now useless, in March 1901, Lord Kitchener implemented the so-called 'scorched earth policy'.

His intention was to round up the Boers by stripping the country bare of life-sustaining crops and animals. The Boer women and children were removed from their farms and taken to concentration camps. Farm houses were burned.



Concentration camps (1900-1902)

The camps consisted mainly of canvas tents surrounded by barbed wire.

Eventually, there were 45 concentration camps built for Boers and 64 for black Africans. Of the 28,000 Boer men captured as prisoners of war, over 25 000 were sent overseas. The vast majority of Boers remaining in the local camps were women and children.

In the overcrowded concentration camps the living conditions were pitiful and disease was rife.

Without clean water and sufficient food, thousands of women and children died. The death toll is estimated at a total of 27 800 women, children and elderly men.

Many of the Boers' servants were also impounded and it is estimated that about 13 315 black people died in the camps as well. However, this is only a guess as no records of black people were kept.

Most of these 50 000 deaths in the camps were due to pneumonia, dysentery and measles.

The Peace of Vereeniging

The game of hide and seek between the British and the Boers continued. As a result of the scorched earth policy, in order to survive, the Boers became more and more dependent on loot captured from the British.

The Boers under General Jan Smuts invaded the Cape Colony in order to motivate sympathetic locals to join their cause, but without success. They also invaded the northern parts of Natal.

However, supplies were dwindling, the country was being laid waste and Boer women and children were perishing in the concentration camps. General Smuts stated that the fighting could continue



Emily Hobhouse

A British woman, Emily Hobhouse, came to South Africa to inspect some of these camps where white women and children were held. She was horrified at the degradation she found and by enlisting support from the British public, she was able to improve the conditions.



Did you know?

In the first Anglo-Boer War the British army still wore redcoats and so they were easy targets for the camouflaged Boers. It was not until the second Anglo-Boer War that the British changed to khaki uniforms.

Tommy Atkins was a general name given to the common British soldier and this name first appeared in 1815 when "Thomas Atkins" was used as a representative name on specimen forms.

indefinitely, but that it would not be worth the irreversible ruin to the country and the Boer nation itself.

Reluctantly, the Boers accepted the British terms for peace – unconditional surrender.

Although the British had won, the victory came at a cost; the Boers were given £3,000,000 for reconstruction and were promised eventual limited self-government.

The peace treaty of Vereeniging was signed on 31 May 1902 at Melrose House in Pretoria.

The Union of South Africa

In 1906 the Orange Free State and Transvaal were granted self-governing status, but after strong objection from the Black and Coloured population who had not been given the right to vote in these republics, the British parliament passed the South African Act and the Union of South Africa came into being.

In the first election, the South African National Party, lead by General Botha won and he was appointed the first Prime Minister of the Union of South Africa in 1910.

Bibliography

- Erwee, S. & Young, W. *Footprints On Our Land – South Africa's Heritage*
- Vorster, C. *A Quick Introduction to the Anglo-Boer War 1899-1902*, Global Military History Publishers, 1999
- <http://www.ladysmithhistory.com/>
- http://en.wikipedia.org/wiki/Second_Boer_War

SOUTH AFRICAN HISTORY PROJECTS

www.south-african-homeschool-curriculum.com/south-african-history.html



PRINTABLE HANDS-ON PROJECTS PACKS

to create your own lapbooks about eras and people groups in SA History

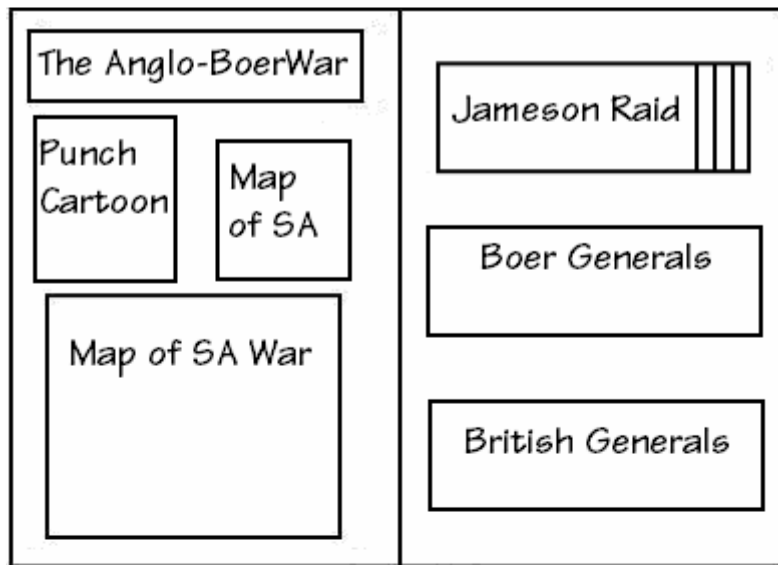
“A perfect match for ANY curriculum, unit study or stand-alone history.”

FUN – CONVENIENT – CREATIVE – VISUAL – MULTI-LEVEL

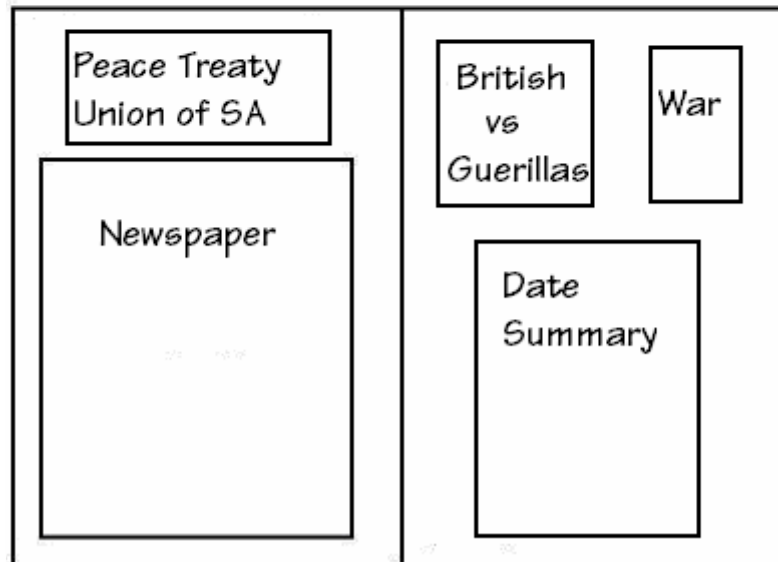
Instructions

Make Your File Folder

1. Open your files and lay them flat.
2. Using broad parcel tape, join two folders together at the side edges, as shown on page 8.



Folder 1



Folder 2

Make Your Mini-booklets

1. Write the correct definitions inside the tri-fold booklet, War- the struggle for power.

Describe the causes of the South African Wars in your own words on the blank side of the fold

Definitions for trifold booklet: War – the struggle for power

Imperialism:

- the policy and practice of forming and maintaining an empire in seeking to control raw materials and world markets by the conquest of other countries, the establishment of colonies, etc.
- the policy and practice of seeking to dominate the economic or political affairs of underdeveloped areas or weaker countries

Nationalism:

- devotion to one's nation; patriotism
- the desire for national independence

Franchise:

- the right to vote

2. Answer the four questions on the layer booklet about the Jameson Raid: Who? What happened? When? Why?

3. Mark off the following cities on the map and draw a circle around the three towns that were besieged:

- Cape Town
- Bloemfontein
- Ladysmith
- Kimberley

4. *Punch* was a British weekly magazine of humour and satire published from 1841 to 1992. Create your own cartoon about the South African War inside this magazine cover.

Some ideas: Kruger blocking Rhodes, or the two wearing boxing gloves, The Lion of the West Transvaal, Smuts with hands up surrendering to Britain. Use your imagination!

5. On the map of the South African war, colour it as follows:

- Colour the sea and outline the rivers in blue.
- Leave the neutral territory north of Natal plain white.
- Colour the Boer territory within the dotted line light green.
- Colour the British territory orange.
- Circle the towns that were besieged in dark green.
- Trace over the arrows showing Boer thrusts in dark green.
- Trace over the arrows showing the British advance in red.

6. Match the descriptions with the Boer and British generals. Cut and paste them under the appropriate flap.

7. Cut and paste the descriptions of the tactics of Boer guerrillas and the British tommies into two columns in the shutter-fold booklet.

8. Use the notes provided to fill in the missing information on the date summary table.

9. Write a newspaper article for the *Illustrated London News* describing the events of Black Week. Remember that you are writing for a British audience. Add pictures or advertisements in the empty blocks.

10. Peace Treaty flap booklet: On the top inside of the flap, paste the three flags of the states in South Africa before the Anglo-Boer War. name them and the state they represented. On the lower side of the flag write about the Peace of Vereeniging and the formation of the Union of South Africa. Colour the top stripe orange and the bottom stripe blue.

11. Complete the crossword puzzle and paste it on the back cover of your lapbook or store it in a pocket on the back cover along with the language arts activities (see page 43 onwards).



British Imperialism

The Dispute

franchise
(right to vote)
for uitlanders

mineral wealth
gold and diamonds


increased power
independence



Afrikaner Nationalism

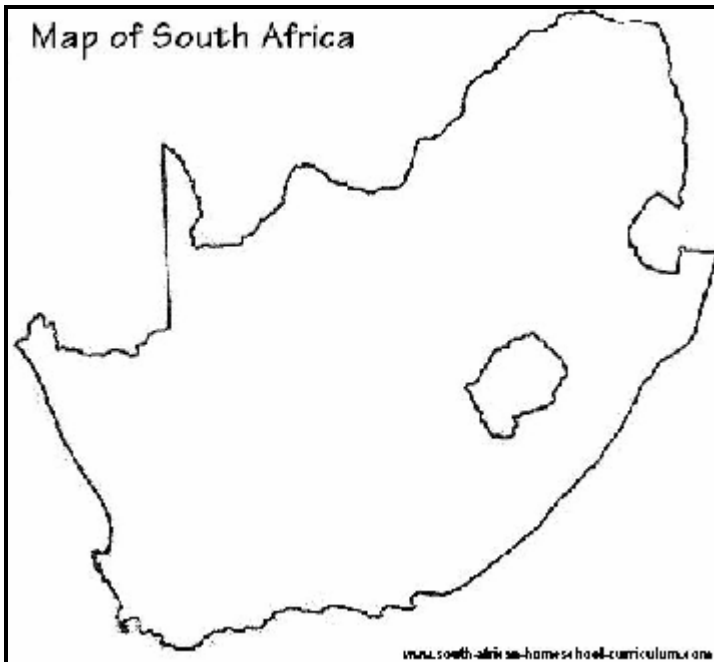

WAR

the
struggle
for power
the
clash of
ideologies



Why?


<p>What happened?</p>	<p>When?</p>
-----------------------	--------------



Phase 1- The Siege

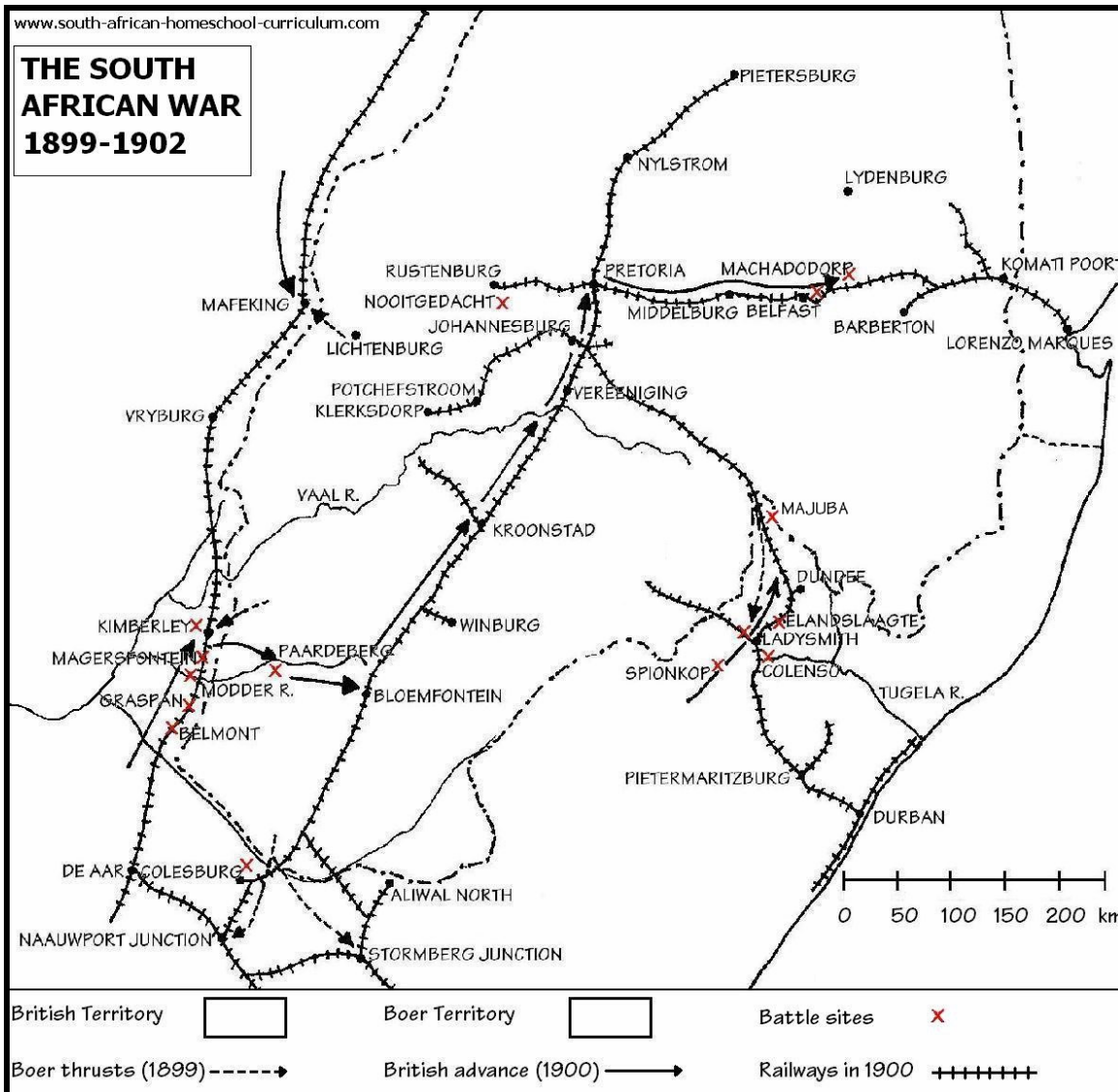
Mark off the following cities on the map and draw a circle around the three towns that were besieged:

- Cape Town
- Bloemfontein
- Ladysmith
- Kimberley
- Pretoria
- Mafeking










Punch was a British weekly magazine of humour and satire published from 1841 to 1992. Create your own cartoon about the South African War inside this magazine cover.

Some ideas: Kruger blocking Rhodes, or the two wearing boxing gloves, The Lion of the West Transvaal, Smuts with hands up surrendering to Britain. Use your imagination!











1. Colour the sea and outline the rivers in blue.
2. Leave the neutral territory north of Natal plain white.
3. Colour the Boer territory within the dotted line light green.
4. Colour the British territory orange.
5. Circle the towns that were besieged in dark green.
6. Trace over the arrows showing Boer thrusts in dark green.
7. Trace over the arrows showing the British advance in red.

 <p>Louis Botha</p>	 <p>Jan Smuts</p>	 <p>Christiaan de Wet</p>	 <p>Koos de la Rey</p>	 <p>Piet Joubert</p>
		<p>BOER GENERALS</p>		

<p>Lord Robert Baden-Powell, affectionately known as B-P, became a national hero of the British during the siege of Mafeking, keeping morale in the town high. He later founded the Boy Scout movement.</p>	<p>Sir George Colley was the British commander in Natal during the first Anglo-Boer War. He was killed at the Battle of Majuba on 27 February 1881.</p>	<p>Sir Redvers Buller commanded the British forces at the outbreak of the second Anglo-Boer War but was replaced by Lord Roberts after a series of disastrous battles.</p>	<p>Lord Horatio Herbert Kitchener succeeded Lord Roberts in November 1900. He implemented the scorched earth policy. He was criticised for the conditions in the concentration camps.</p>	<p>Lord Frederick Roberts succeeded Buller as commander of the British forces in the second Anglo-Boer War. He led them to victory by taking Bloemfontein and Pretoria in 1900.</p>
---	---	--	---	---

<p>Jan Christiaan Smuts helped lead the guerrilla phase of the second Anglo-Boer War. Later, he was twice prime minister of the Union of South Africa.</p>	<p>Petrus (Piet) Joubert was twice president of the ZAR and was a commandant-general in the first Anglo-Boer War.</p>	<p>Louis Botha succeeded General Joubert as commandant-general of the Transvaal commandos. In 1910 he became the first prime minister of the Union of South Africa.</p>	<p>Christiaan Rudolf de Wet fought in the first Anglo-Boer War and was commandant-in-chief of the Orange Free State during the second Anglo-Boer War. He organised many daring ambushes in the guerrilla phase of the war.</p>	<p>Jacobus (Koois) de la Rey was the first to use trench warfare at the Battle of Modder River and then at Magersfontein. He also fought in the guerrilla war.</p>
--	---	---	--	--

 <p data-bbox="261 239 293 464">Sir George Colley</p>		 <p data-bbox="261 541 293 772">Sir Redvers Buller</p>		 <p data-bbox="261 835 293 1129">Lord Horatio Kitchener</p>	<p data-bbox="743 779 784 1209">BRITISH GENERALS</p>	 <p data-bbox="261 1157 293 1444">Lord Frederick Roberts</p>		 <p data-bbox="261 1493 293 1738">Lord Baden-Powell</p>	
--	---	---	---	---	---	---	---	--	---

**BRITISH
'TOMMIES'**



**BOER
GUERRILLAS**




Guerrilla War Tactics	burnt farm houses		Scorched Earth Policy	captured women & children	
	stole horses			killed cattle	
	destroyed crops			sent prisoners overseas	
	looted stores			kept blacks in camps	
	blew up railway lines			ambushed supply wagons	
	cut telegraph wires			stole ammunition	

Cut and paste the descriptions of the tactics of Boer guerrillas and the British tommies into two columns in the shutter-fold booklet.

ANGLO-BOER WAR DATE SUMMARY		
Year	Month	Event
First Anglo-Boer War		
1881		Battle of Majuba
1881	March 23	Peace treaty signed
	December 29	Jameson Raid
1899	June	Breakdown of negotiations, war becomes imminent
Second Anglo-Boer War		
		Kruger's ultimatum expires, war breaks out
	October&November	Kimberley, Mafikeng and Ladysmith besieged
1900	January 24	Battle of Spioenkop
		Kimberley relieved
1900	February 28	Ladysmith relieved
1900	March 13	
		Mafeking relieved
1900	May 31	
1900	June 5	Roberts takes Pretoria
1901		Scorched earth policy begins
1902	May 31	


Use the notes provided to fill in the missing information on the date summary table.



<p>The Peace Treaty of Vereeniging</p>

<p>The Union of South Africa</p>

Peace Treaty flap booklet: On the top inside of the flap, paste the three flags of the states in South Africa before the Anglo-Boer War. name them and the state they represented. On the lower side of the flag write about the Peace of Vereeniging and the formation of the Union of South Africa. Colour the top stripe orange and the bottom stripe blue.



ANGLO-BOER WAR

ACROSS

1. Term for a surprise attack.
3. Botched attack in 1895
4. Capital of the ZAR
7. Cannon used by Boers
8. Nickname for British soldier
10. British general that implemented the scorced earth policy.
13. Boers that surrendered to the British.
14. The Lion of the Western Transvaal
15. Besieged town
17. ... warfare was used for the first time at the Battle of Modder River.
18. British imperialist in South Africa
19. The meat of these animals was eaten in besieged towns.

DOWN

2. BP
5. Term for foreigners living in ZAR
6. Name given to refugee camps where Boer women and children were held.
9. City of diamonds
11. British women who brought about improvements in the concentration camps.
12. Capital of the Orange Free State Republic
14. Uniform adopted by British during the second Anglo-Boer War
16. Battle during first Anglo-Boer war where General George Colley died.

Answer Key for Crossword Clues (upside down)

ACROSS	1.	AMBUSH—Term for a surprise attack.
	3.	JAMESON RAID—botched attack in 1895
	4.	PRETORIA—capital of the ZAR
	7.	LONGTOM—Cannon used by Boers
	8.	TOMMY—Nickname for British soldier
	10.	KITCHENER—British general that implemented the scorched earth policy.
	13.	HENSOPPERS—Boers that surrendered to the British were called by this name.
	14.	KOOSDELAREY—The Lion of the Western Transvaal
	15.	LADYSMITH—besieged town
	17.	TRENCH—... warfare was used for the first time at the Battle of Modder River.
	18.	RHODES—British imperialist in South Africa
	19.	HORSES—The meat of these animals was eaten in besieged towns.
DOWN	2.	BADENPOWELL—BP
	5.	UITLANDERS—Term for foreigners living in ZAR
	6.	CONCENTRATION—Name given to refugee camps where Boer women and children were held.
	9.	KIMBERLEY—City of diamonds
	11.	EMILYHOBHOUSE—British women who brought about improvements in the concentration camps.
	12.	BLOEMFONTEIN—Capital of the Orange Free State Republic
	14.	KHAKI—Uniform adopted by British during the second Anglo-Boer War
	16.	MAJUBA—Battle during first Anglo-Boer war where General George Colley died.

Optional Language Arts Activities


Use the printable pages that follow as optional Language Arts activities relating to the Anglo-Boer War. Create a pocket on the back cover of your file folder project in which to store these printable pages.

1. Write reviews of any books you have read that were set during the Anglo Boer War. Some suggestions were provided in this project book. Two different sized templates are supplied.
2. Read the poem about B-P (Baden-Powell) that was published in the Mafeking Mail Siege Slip during the siege. Write your own poem. Use the rhythm of a rhyme you know as a 'pattern' for your own poem. Some suggestions for topics follow:
 - Pretend you were a Boer and write your own poem of praise for your Boer leader, General Snyman.
 - Write a poem about conditions in Mafeking during the siege.
 - Write a poem that conveys the message that there is 'no glory in war'.
 - Choose your own theme
3. Write a letter to your cousin, in which you share some of what you have learnt about the Anglo-Boer war and how this topic makes you feel, about war, about South Africa or about history in general. A letter template is supplied.
4. Use the cartoon template provided or your own paper and draw a series of cartoon pictures, using speech bubbles to depict an incident from the Anglo-Boer War that you have learned about. This could be an incident from a story you have read or from the facts provided in this project book.
5. Pretend you were living in Mafeking at the time of the siege. Write a series of diary entries about your day to day life. Describe the rationing of food, the shortage of supplies, the constant shelling of the town, the mood of the town's people, the entertainment arrangements, the leaders, such as Baden-Powell and Rhodes and anything else that you think might be interesting. Use your imagination.

Title _____

Author _____

Publisher _____



Date of publication _____

Overview of contents _____

My opinion of this book _____

What I learnt from this book _____

Book Review

Title _____

Author _____

Publisher _____

Date of publication _____

Overview of contents _____

My opinion of this book _____

Printed in the Mafeking Mail

Special Siege Slip on 6th April 1900

B-P

Our Colonel's a jolly good fellow
An out and out stunner is he
And this you may bet, that we'll never forget
Our gallant commander B-P

Do you mind how the boer that first morning
Thought to walk in our town with Cronje
But from Dixon's lookout they were soon put to rout
They found 'twas no joke with B-P

Then they brought their great 94 pounder
A blustering person is she
But soon o'er the town, there were holes to run down
And again they were sold by B-P

Snyman fired at our women and children
Nine shells in the Laager sent he
So Dutch spies straightaway, were sent there all day
That was wondrous cute of B-P

They think that we're eating each other
But that is because they can't see
The wonderful way we are fed on "ground hay"
Through the forethought and care of B-P

And when in the general rejoicing
When troops have arrived and we're free
I feel there'll be sighs and tears in our eyes
When bidding farewell to B-P

The Siege of Mafikeng

The Siege of Mafikeng



.....
.....
.....
.....

Dear

We have been studying South Africa this year and I have found
it so interesting. Some of it is sad, but other parts make me
proud to be living in this country. We have just been studying the
Anglo-Boer War and

.....
.....
.....
.....
.....
.....
.....
.....
.....
.....
.....
.....
.....
.....
.....
.....
.....
.....
.....
.....
.....

Your cousin
.....

Cartoon Strip: Turn sideways and draw cartoons using speech bubbles.

The Anglo-Boer War

